

# WEATHERCOAT ROOF GUARD



SCIENTIFIC WATERPROOFING SOLUTIONS



## Product Attributes



### Economical

Can be re-coated for repairing/maintenance

### Microbial resistance

Good microbial resistance and anti-efflorescent

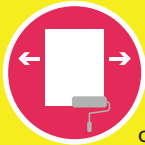



### Usability

User friendly, brushable, trowelable consistency

### Water permeability

Remarkable resistance to water ingress



### Flexibility

Elongates with substrates to prevent cracking up to 0.7mm

### Adhesive properties

Strong adhesion to masonry surfaces



### Breathability

Breathable coating with moderate dirt pick up resistance

### Heat Reflectance

Outstanding whiteness after curing  
Good SRI property provides cooling effect



### Self-Priming

Used as a primer on dilution with water

### Mechanical Strength

Suitable for foot traffic on roof area



### Green Pro Certified

Validates our effort in striving towards cleaner, more sustainable future

## Product Description

WeatherCoat Roofguard is a water-based coating comprising special quality acrylic polymer along with reinforcing polyester fibres which after curing forms a brilliant white coloured, durable seamless membrane- like waterproofing coating over the applied surface that stops water penetration.

## Recommended Use

- Old and new concrete/ masonry areas
- Both horizontal and vertical surfaces
- Cementitious waterproofing applications, brickbat coba etc.

## Coverage



Horizontal Waterproofing:  
25-30 sq.ft./L/coat  
Vertical Waterproofing:  
30-35 sq.ft./L/coat

## Dilution Ratio




For Self-Priming: WC Roofguard :  
Water = 3:1

## Application Method



Roller / Trowel

## Tensile Strength (Max)



Around 25 Kg/cm<sup>2</sup>

## No. of Coats



2 Coats

## Service Temperature



Around 5°C-40°C

## Toxicity



Non-toxic, with low VOC

## Crack bridging



No cracking up to 2 mm

## Density



Around 1.35 Kg / L at 30° C

## Aspect



White viscous fluid

## Elongation at break



Around 150%

# WEATHERCOAT ROOF GUARD



SCIENTIFIC WATERPROOFING SOLUTIONS



## Packs



15 kg

## Warranty



8 years' waterproofing warranty on terraces and vertical surfaces

## Shelf Life

24 months from the date of manufacture

## Surface Preparation

- The surface to be applied should be clean and free from any kind of contamination, dirt, tar, bitumen coating etc. Thoroughly wire brush the surface and clean the surface by air compressor or by water jetting.
- Oil and grease must be removed using degreasing solvents.
- All cracks on parapets, corner joints and roof surfaces should be taken care of minutely. All types of plumbing leakages must be repaired.
- Any damaged surface must be repaired by using crack fillers or polymer modified repair mortar like Advanced Latex Plus.
- In case of horizontal application-appropriate sloping must be created, if not present already.

## Directions for Application

**For Priming:** Priming is essential for all types of application-vertical & horizontal

Product	Stage	Dilution	Application Tool	Inter-coat Period
WC Roofguard	Self-priming	3:1 (with water)	Brush	4 – 6 hrs.

## Horizontal Waterproofing

Product	Stage	Forced Coverage (sq.ft. / Ltr/ Coat)	Application Tool	Inter-coat Period
WC Roofguard	Waterproofing 1 <sup>st</sup> coat	25-30	Hard Brush/Roller	4-6 hrs.
WC Roofguard	Waterproofing 2 <sup>nd</sup> coat	25-30	Hard Brush/Roller	4-6 hrs.

## Vertical Waterproofing

Product	Stage	Forced Coverage (sq.ft. / Ltr/ Coat)	Application Tool	Inter-coat Period
WC Roofguard	Waterproofing 1 <sup>st</sup> coat	30-35	Hard Brush/Roller	4-6 hrs.
Exterior Paint Topcoat	Decorative 1 <sup>st</sup> coat	As specified	As specified	As specified
Exterior Paint Topcoat	Decorative 2 <sup>nd</sup> coat	As specified	As specified	As specified

## Precautions

- Rising damp areas with existing structural defects needs to be rectified first before application
- Must be protected from direct sunlight, raining or extreme weather condition at green stage of application.
- Horizontal application shall be prevented from maltreatment which may cause perforation of the membrane.
- End to end application, instead of part application, is always recommended for best results.

## Storage

- Store under cover, away from direct sunlight and protect from extreme environment.
- In hot temperature conditions, it must be stored in 30° C controlled temperature.

## Health & Safety

- While using WC Roofguard use rubber hand gloves, dust mask and safety goggles.
- WC Roofguard is alkaline and contact with skin or eyes should be avoided.
- In case of any contact to eyes should be washed immediately with clean water and seek medical advice.

Version No: BPP1/03/2022. Please note that this data sheet supersedes all previous versions.

## BERGER PAINTS INDIA LIMITED

Berger House, 129 Park Street, Kolkata 700 017 | CONSUMER RELATIONS MANAGER Ph: 1800-103-6030  
Fax: 91-33-2249-9729/9009 | SMS BERGER to 56767 | Email: consumerfeedback@bergerindia.com | www.bergerpaints.com