



NEROLAC PEARLS LUSTRE FINISH SOLVENT BASED INTERIOR

PRODUCT DESCRIPTION

Nerolac Pearls Lustre finish is a special Interior wall paint that captures the magic glow of pearls and the intrinsic resilience of the shell. Thus, this paint very rightly stands for "ornamentation for walls". This is a special product for interior use developed by incorporating selected opacifying pigments dispersed in a specially formulated medium.

PERFORMANCE FEATURES & BENEFITS



SURFACE PREPARATION

1. Ensure the surface is clean, dry and free from all defective or poorly adhering material, dirt, grease, wax, etc.
2. Remove all loose or poorly adhering material by rubbing down using suitable abrasive paper & there after wipe off.
3. Treat fungus affected areas using Nerolac Fungicidal Solution. Allow it to react for 6-8 h.
4. Apply a coat of suitable Primer* followed by Putty (if required) to level the dents & make surface uniform. Sand the surface with emery paper 180 & wipe clean.
5. Apply a coat of suitable Primer* again. Sand the surface with emery paper 320 & wipe clean.
6. Then apply 2-3 coats of Nerolac Pearls Lustre Finish.

RECOMMENDED USAGE

It is specially recommended for all suitably primed, interior masonry, wooden and metal surfaces.

RECOMMENDED SYSTEM FOR APPLICATION

For New Surfaces.

1. Primer* (1 coat), Dry Min 4-6 h.
2. Putty#, Dry 6-8 h.
3. Primer* (1 coat), Dry Min 4-6 h.
4. Finish Nerolac Pearls Lustre Finish (2-3 coats), Dry Min 8 h in between coats.

Sand the surface with Emery paper and clean before application of subsequent coat.

*Use suitable Nerolac Primer as per the surface.

Masonry surface - Nerolac Premium or Popular Primer (Water Thinnable / Solvent Thinnable)

Metal surface - Nerolac Premium or Popular Red Oxide Primer.

Wood surface - Nerolac Premium or Popular Primer (Solvent Thinnable) or Nerolac Wood Primer (White / Pink).

For solvent based primer, dry for 6-8 h and for water based primer, dry for 4-6 h.

#Use Nerolac Wall Putty / Nerolac Cement Putty / Nerolac Knifing Paste Filler as per the requirement & surface.

PRECAUTIONS

1. Refer MSDS for "Nerolac Pearls Lustre" for safety measures & precautions.
2. Store in well ambient conditions, ventilated locations & away from sources of ignition and fire.
3. Keep away from children.
4. In case of eye / skin contact, wash with plenty of water.
5. Inhalation / Injection is dangerous. In either case, move to fresh air & consult a medical practitioner.
6. Do not apply when ambient temperature might drop to a level below 10°C within 4 h of application.
7. New plaster should be allowed to cure for minimum 12 weeks.
8. Avoid extra thinning for better results.
9. Can be tinted with Nerolac Hi-Power Universal Stainer before thinning. Do not add more than 5% of Nerolac Hi-Power Universal Stainer. After tinting & before application, stir the tinted paint well.
10. The container must be tightly closed when not in use. Stir well and strain before use.
11. Use safety equipment like rubber or polythene gloves, safety goggles / glasses & face mask.





TECHNICAL DATA



***Actual coverage may vary depending on Method & Condition of Application, Surface Roughness & Shade.

POST APPLICATION INSTRUCTIONS

For removing stains, sponge clean with a mild soap solution and wipe clean. Ensure a drying time of 2 weeks before cleaning.

	SAFETY FEATURES Flammable		PACK SIZE 1 L, 4L, 10 L, 20 L
	SHADE RANGE As per Nerolac Colour Scapes Fandeck & Shade Card		SHELF LIFE 2 years from the date of manufacturing, when stored in the original tightly closed containers, away from direct sunlight & excessive heat

DISCLAIMER

The product information and application details given by the company has been provided in good faith and is meant to serve only as a general guideline during usage. The performance claims made are based on the tests carried out under controlled conditions and our past experience with the type of products. Therefore actual performance will depend on local factors prevailing at that point of time. Users are advised to carry-out sample tests by taking trials to ensure the suitability of products for their requirement prior to full-scale usage of our products.

The company is not liable for factors beyond its control such as application during adverse climatic conditions, use of improper application tools/techniques and surface preparation, any structural defects or the inferior quality of materials other than paints. The warranty/guarantee clauses shall accordingly be amended.