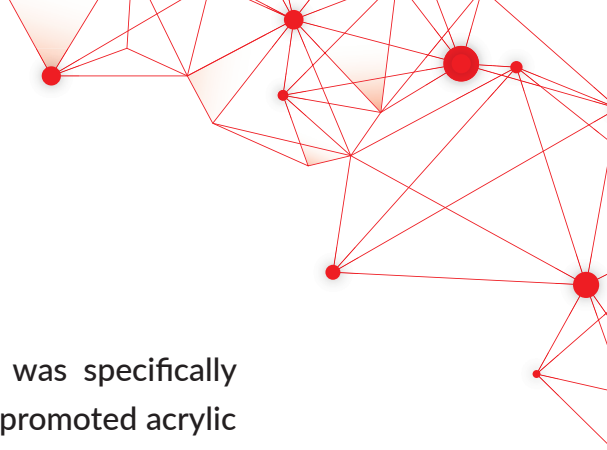




NIPPON PAINT

FLOOR GUARD



Nippon Paint Floor Guard is a superior quality paint which was specifically developed to provide an exceptionally hard, durable, adhesion promoted acrylic emulsion coating for cement & Paver blocks. That has excellent alkali resistance properties, and provides complete protection against the weathering elements.

GREEN ASSURED



PRODUCT FEATURES



Excellent Scrub Resistance
Long lasting



Excellent Adhesion
Excellent adhesion to paver block.



Low VOC
Environment-friendly
and healthy paint





NIPPON PAINT

FLOOR GUARD

TECHNICAL DETAILS

Bases	: Base 1
Colour Range	: Please refer to Nippon Paint shade card and fan decks
Finish	: High Sheen finish
Dry Time	: To Touch: 30 minutes To Recoat: 4 - 6 Hours
Gloss level	: 60° head: 40 to 45 units
Clean up solvent	: Clean, potable water
Stability of diluted paint	: 24 Hours
Shelf life	: 3 Years from the date of manufacture in original tightly closed containers
Dilution	: Upto 30% by volume with clean, potable water

Coverage:




FLOOR GUARD

3.72-4.65 sq.mt./litre/2 coats

(Actual coverage is dependant on the substrate condition, surface porosity, method of application)

HOW TO APPLY

Surface Preparation:

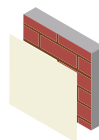


Cement pavers, cement roof tiles for terrace & driveways should be cleaned till it is free from dust, grease and flaking paint. Any unstable paint to be removed, using pressure wash or scraper, whichever is appropriate. Algae and fungus on the wall to be removed, by using high pressure wash or coir brush and shall be treated with Nippon Walltron Kleanwall Fungicidal solution. Moisture content should be less than 10%.



Application:

- Brush: Dilute both 1st and 2nd coats with 30% water
- Roller: Dilute both 1st and 2nd coats with 30% water
- Conventional Spray: Dilute both 1st and 2nd coats with 30% water

Process:



Top Coat
Nippon Paint
Floor Guard

-  Apply 2-3 coats
-  Allow it to dry for 4-6 hours

For repainting surface use Dr. Bond Efflorescence Resistant Sealer by diluting 100% by volume with clean potable water before applying topcoats.

SAFETY AND ENVIRONMENT

During Painting:

Always work in a well ventilated area. Wear appropriate attire, especially gloves and eye protection gear. Avoid contact with skin as it may cause irritation.

Cleaning:

Clean all equipments with clean water immediately after use.

Safety Instructions:

In the case of eye contact, rinse immediately with water and seek immediate medical treatment. To remove paint from skin, use soap and water or appropriate cleanser. In the event of spillage, contain and collect spilt paint by using sand or earth.

Precautions:

Avoid painting when the temperature is below 10°C. Painting is not recommended if the moisture content and alkalinity of the walls is high. Alkalinity of the wall should be below pH-9. Relative humidity should be below 85%.

Storage:

Store paint in a cool, dry and well ventilated place away from heat sources, flammables or direct sunlight. Keep container tightly closed in a secure, upright position. Do not store near food, drink or animal feed. Keep out of reach of children. Do not dispose of unwanted paint into drains, water sources or open sewers. To dispose safely, pour unwanted paint onto old newspapers and let dry before placing in a proper waste receptacle.

Disposal Information:

Disposal of any paint waste & containers in accordance with applicable Environment (Protection) Act 1986 under the Hazardous Wastes (Management & Handling) rules 1989.

Environment:

Does not contain any added lead, mercury or chromium compounds.
Lead content does not exceed 90 parts per million.

Note: Do not allow traffic on the surface for 48 hours, to allow paint to cure.
Sand smooth and glossy surfaces to improve adhesion

