






Renew Your World



NIPPON PAINT MELAMIC

Nippon Paint Melamic is a specially-formulated, solvent-based, two-pack transparent wood finish for interiors. Its superior low-odour formulation not only protects wood and veneers from scratches and stains but also enhances its aesthetics.

Feature	Action	Benefit
 Low odour	The low-odour formulation makes it easy to apply.	Its special low-odour formulation makes the application process comfortable for the user.
 Lead-free	It does not contain lead which is harmful to the human body if consumed or inhaled.	Paints that do not contain heavy metals are safe to use at home and are environment-friendly too.
 High Scratch resistance	Provides excellent mar-resistance.	It forms a very strong layer that provides resistance against scratches that occur during normal maintenance.

For best results, use Nippon Melamic Sealer and Nippon Melamic Thinner

Where to use: Can be used on interior wood surfaces.

Technical Data (Specification Data)	
Bases and colours	N.A.
Colour range	Clear coat
Finish	Glossy / Matt finish
Coverage	10 - 12 m ² / litre / coat (Actual coverage is dependent on the type of wood and surface preparation)
Dry time	To touch: 30 minutes To re-coat: 4 - 6 hours
Clean-up solvent	Nippon Melamic Thinner
Stability of diluted paint	24 hours
Shelf life	1 year from the date of manufacture in original tightly-closed containers
Mixing ratio	Base and Hardner (9:1)
Dilution	Up to 20 - 25% by volume using Nippon Melamic Thinner only

Standard Application System

Surface preparation

Ensure the surface is clean, dry and free from oil and wax before application. Smoothen the surface using Emery paper 180 followed by Emery paper 320. If necessary, fill the wood grains with appropriate filler and then smoothen with Emery paper 320. For re-painting, remove all unstable paint film, dust, oil, wax and other foreign particles before application.

Recommended Paint System

Sequence	Product	Number of Coats
Wood coatings	Nippon Melamic	Apply 2-3 coats of Nippon Melamic Sealer with a recoating interval of 4-6 hrs. Sand the surface with emery paper 320 and apply 2-3 coats of Nippon Melamic Glossy / Matt topcoat with a recoating interval of 6-8 hours.

Note: Sanding is required in between the coats with Emery paper 320 or 400. Wipe it clean.

Precautions

Coating on wet wood is not recommended. Avoid painting when the temperature is below 10°C. Relative humidity should be below 85%.

Application

Brush	Dilute all glossy, matt and sealer with 10 - 15% by volume using Nippon Melamic Thinner
Roller	N.A.
Conventional spray	Dilute all glossy, matt and sealer with 20 - 25% by volume using Nippon Melamic Thinner

Safety, Health & Environmental Information

During painting	Always work in a well-ventilated area. Wear appropriate attire, especially gloves and eye-protection gear. Avoid contact with skin as it may cause irritation.
Cleaning	Clean all equipment with Nippon Melamic Thinner immediately after use.
Safety instructions	In case of eye contact, rinse immediately with water and seek immediate medical treatment. To remove paint from skin, use soap and water or appropriate cleanser. In the event of spillage, contain and collect spilt paint using sand or earth.
Storage	Store paint in a cool, dry and well-ventilated place away from heat sources, flammables or direct sunlight. Keep container tightly-closed in a secure, upright position. Do not store near food, drinks or animal feed. Keep out of reach of children. Do not dispose of unwanted paint into drains, water sources or open sewers. To dispose safely, pour unwanted paint onto old newspaper and let it dry before placing it in a proper waste receptacle.
Environment	Does not contain any added lead, mercury or chromium compounds.