






Renew Your World



## NIPPON WOOD MAGIC

NIPPON WOOD MAGIC is a highly-durable, one-pack transparent polyurethane-based paint that beautifies and protects wood surfaces. While it enhances the elegant and rich look of natural wood, it also protects furniture for longer periods.

Feature	Action	Benefit
 <b>Lead-free</b>	It does not contain any heavy metals like lead, chromium and cadmium, which are harmful to the human body if consumed or inhaled.	Paints that do not contain heavy metals are safe to use at home and are environment-friendly too.
 <b>High PU content</b>	It gives 2x toughness to the film layer and is flexible.	The high PU content extends the durability and adds extra toughness to the film layer.
 <b>High sheen</b>	It imparts a very high sheen to wooden surfaces.	Gives a luxurious appearance to the wood surface and looks fresh and new forever.

**Where to use:** Can be used on interior wood surfaces.

Technical Data (Specification Data)	
Bases and colours	N.A.
Colour range	Clear coat
Finish	Glossy and satin finishes
Coverage	18 - 22 m <sup>2</sup> / litre / coat for brush, 10 - 12 m <sup>2</sup> / litre / coat for spraying (Actual coverage is dependent on type of wood and surface preparation)
Dry time	To touch: 60 minutes      To re-coat: 7-8 hours
Clean-up solvent	Mineral Turpentine / General-purpose Thinner
Stability of diluted paint	24 hours
Shelf life	2 years from the date of manufacture in original tightly-closed containers
Dilution	Up to 10% by volume Mineral Turpentine / General-purpose Thinner

## Standard Application System

Surface preparation

Ensure surface is clean and dry. Remove dust, dirt, grease and any other contaminants from previously painted surfaces. Scrape off loose and flaking paint film. Smoothen the surface to be painted using Emery paper 180 and wipe it clean.

## Recommended Paint System

Sequence	Product	Number of Coats
Wood coatings	Nippon Wood Magic	Apply 2 - 3 coats of Nippon Wood Magic with a re-coating interval of 8 - 12 hours depending on temperature of the room

**Note:** Sanding is required in between the coats with Emery paper 320. Wipe it clean

## Precautions

Coating on wet wood is not recommended. Avoid painting when the temperature is below 10°C. Relative humidity should be below 85%.

## Application

Brush	Direct application
Roller	N.A.
Conventional spray	Dilute paint up to 10% by volume using Mineral Turpentine / General-purpose Thinner

## Safety, Health & Environmental Information

During painting	Always work in a well-ventilated area. Wear appropriate attire, especially gloves and eye-protection gear. Avoid contact with skin as it may cause irritation.
Cleaning	Clean all equipment with Mineral Turpentine / General-purpose Thinner immediately after use.
Safety instructions	In case of eye contact, rinse immediately with water and seek immediate medical treatment. To remove paint from skin, use soap and water or appropriate cleanser. In the event of spillage, contain and collect spilt paint using sand or earth.
Storage	Store paint in a cool, dry and well-ventilated place away from heat sources, flammables or direct sunlight. Keep container tightly-closed in a secure, upright position. Do not store near food, drinks or animal feed. Keep out of reach of children. Dispose of any paint waste in accordance with the appropriate environmental Quality Regulation.
Environment	Does not contain any added lead, mercury or chromium compounds.